









|   |   |
|---|---|
| <b>LABORATORY CANNABINOID PROFILE CERTIFICATE OF ANALYSIS</b> | Extraction Date: 28-Nov-18<br>Analysis Date/Time: 28-Nov-18, 22:29:38 |
|---|---|

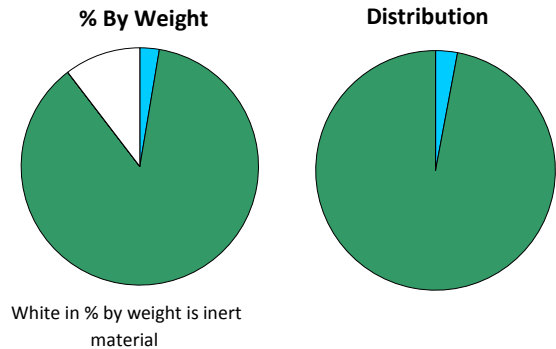
| CUSTOMER INFORMATION |                     | SAMPLE DETAILS     |                                     |
|----------------------|---------------------|--------------------|-------------------------------------|
| Company:             | Extract Labs        | Sample Name        | OG Kush Crumble                     |
| Contact Person:      | Anh                 | Sample Number      | 12453, 12454                        |
| Contact Email:       | anh@extractlabs.com | Sample Information | 18C1051511, Average of 2 replicates |
| Contact phone:       | 812-697-4317        |                    |                                     |

### Substance Potency Analysis

| CANNABINOID   | Mg. PER GRAM    | TOTAL Mg. IN A  | <u>1</u> | GRAM PACKAGE (as reported by client)  |
|---------------|-----------------|-----------------|----------|---|
| CBD MAXIMUM * | 869.64          | 869.64          |          |  |
| THC MAXIMUM * | ND <sup>1</sup> | ND <sup>1</sup> |          |   |
| CBDA          | ND <sup>1</sup> | ND <sup>1</sup> |          |   |
| CBG           | 26.43           | 26.43           |          |   |
| CBD           | 869.64          | 869.64          |          |   |
| CBN           | ND <sup>1</sup> | ND <sup>1</sup> |          |   |
| THC           | ND <sup>1</sup> | ND <sup>1</sup> |          |   |
| CBC           | ND <sup>1</sup> | ND <sup>1</sup> |          |   |
| THCA          | ND <sup>1</sup> | ND <sup>1</sup> |          |   |

### Substance Distribution Analysis

| COLOR CODE   | CANNABINOID | % BY WEIGHT     | Distribution    |
|--|-------------|-----------------|-----------------|
|  | CBDA        | ND <sup>1</sup> | ND <sup>1</sup> |
|  | CBG         | 2.64            | 2.95%           |
|  | CBD         | 86.96           | 97.05%          |
|  | CBN         | ND <sup>1</sup> | ND <sup>1</sup> |
|  | THC         | ND <sup>1</sup> | ND <sup>1</sup> |
|  | CBC         | ND <sup>1</sup> | ND <sup>1</sup> |
|  | THCA        | ND <sup>1</sup> | ND <sup>1</sup> |



\* All cannabinoids in their acid forms (ending in "A") are convertible to their non-acid forms via a decarboxylation process (heating). The THC and CBD maximum values reported above are the maximum theoretical amounts of THC and CBD the tested product would have if it were fully decarboxylated.

*Emily Boyd*  
**Emily Boyd**  
Laboratory Director

Maximum % THC values exceeding three-tenths of one percent (0.3%) on a dry weight basis do not qualify as industrial hemp. A Max % THC of '< LOQ' or 'ND' satisfies the hemp classification requirement according to Section 7606 of the 2014 Farm Bill Act.

Maximum % THC Value for this sample is: **ND<sup>1</sup>**

<sup>1</sup> Cannabinoid not detected (ND).

<sup>2</sup> Cannabinoid detected below Limit of Quantitation (LOQ).

*This test report may not be duplicated, except in full with permission from GGS laboratory. All testing reports represent a strict confidentiality agreement between GGS laboratory and the client listed on the report. No discussion of certificates of analysis will be permitted except with authorized parties of the client indicated on the certificate of analysis.*