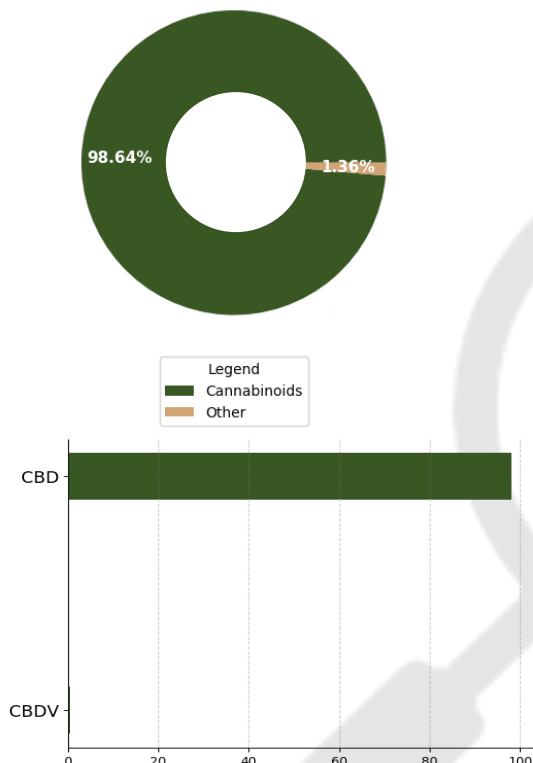


| | | | | | |
|---------------------|------------|------------------|------------|-------------------|------------------------|
| Batch ID: | 2111011304 | Received: | 04/13/2021 | Analysis: | 18 Cannabinoid Potency |
| Sample Type: | Isolate | Analyzed: | 04/14/2021 | Method: | 2021.18P.01 |
| | | Test ID: | 374 | Equipment: | UHPLC |

CANNABINOID PROFILE
TOTAL CANNABINOID CONTENT


| Cannabinoid | LOD (%) | LOQ (%) | Result (%) | Result (mg/g) |
|-------------------------------------|----------|----------|--------------|---------------|
| Cannabidiol (CBD) | 6.32e-05 | 1.92e-04 | 98.16 | 981.63 |
| Cannabigerol (CBG) | 5.54e-05 | 1.68e-04 | ND | ND |
| Δ9-Tetrahydrocannabinol (Δ9-THC) | 6.38e-05 | 1.93e-04 | ND | ND |
| Cannabacitrin (CBT) | 2.53e-05 | 7.66e-05 | ND | ND |
| Cannabichromene (CBC) | 5.82e-05 | 1.76e-04 | ND | ND |
| Cannabinol (CBN) | 5.80e-05 | 1.76e-04 | ND | ND |
| Cannabicyclol (CBL) | 2.19e-05 | 6.65e-05 | ND | ND |
| Cannabicyclic acid (CBLA) | 1.78e-05 | 5.41e-05 | ND | ND |
| Tetrahydrocannabivarin (THCV) | 5.68e-05 | 1.72e-04 | ND | ND |
| Δ8-Tetrahydrocannabinol (Δ8-THC) | 7.25e-05 | 2.20e-04 | ND | ND |
| Cannabinolic (CBNA) | 6.17e-05 | 1.87e-04 | ND | ND |
| Tetrahydrocannabivarin Acid (THCVA) | 6.74e-05 | 2.04e-04 | ND | ND |
| Cannabigerolic acid (CBGA) | 5.54e-05 | 1.68e-04 | ND | ND |
| Cannabidiolic acid (CBDA) | 5.71e-05 | 1.73e-04 | ND | ND |
| Cannabidivarin (CBDV) | 5.34e-05 | 1.61e-04 | 0.48 | 4.76 |
| Tetrahydrocannabinolic Acid (THCA) | 5.79e-05 | 1.76e-04 | ND | ND |
| Cannabichromenic acid (CBCA) | 1.59e-05 | 4.83e-05 | ND | ND |
| Cannabidivarinic Acid (CBDVA) | 5.17e-05 | 1.56e-04 | ND | ND |
| Total Cannabinoid** | | | 98.64 | 986.39 |
| Total Potential THC* | | | 0.00 | 0.00 |
| Total Potential CBD* | | | 98.16 | 981.63 |
| Total Potential CBG* | | | 0.00 | 0.00 |

* Total Potential THC/CBD/CBG is calculated using the following formulas to consider the loss of a carboxyl group during decarboxylation step.

* Total THC = THC + (THCa *(0.877)) and Total CBD = CBD + (CBDA *(0.877)) and Total CBG = CBG + (CBGa*(0.877))




** Total Cannabinoids result reflects the absolute sum of all cannabinoids detected.

% = % (w/w) = Percent (Weight of Analyte / Weight of Product)

REMARKS

Passed visual inspection for particulates, mold, mildew, and other foreign substances.

FINAL AUTHORIZATION

| | | |
|--|---|---|
|  |  |  |
| Brian McCoy 04/14/2021 02:23 PM | Logan Cline 04/14/2021 02:37 PM | Madi Smith 04/14/2021 03:12 PM |
| ANALYZED BY/DATE | AUTHORIZED BY/DATE | RELEASED BY/DATE |

Laboratory results are based on the sample submitted to Extract Labs, INC, in the condition it was received. Extract Labs, INC warrants that all analyses performed were done in a professional manner in accordance with all relevant standard laboratory practices and good manufacturing practices. Extract Labs, INC is currently in the process of obtaining ISO 17025 accreditation but has not yet been obtained. All data was generated using certified reference materials and NIST traceable reference standards. Report can only be reproduced with the written consent of Extract Labs, INC.



| | | | | | |
|---------------------|------------|------------------|------------|-------------------|-------------------|
| Batch ID: | 2111011304 | Received: | 04/13/2021 | Analysis: | Residual Solvents |
| Sample Type: | Isolate | Analyzed: | 04/14/2021 | Method: | 2021.RS.01 |
| | | Test ID: | 375 | Equipment: | GCMS |

RESIDUAL SOLVENTS




| SOLVENT | REPORTABLE RANGE | RESULT (ppm) |
|-------------------|------------------|--------------|
| Acetone | 100 - 1000 | *ND |
| Acetonitrile | 100 - 1000 | *ND |
| Benzene | 0.2 - 4 | *ND |
| Butanes | 100 - 1000 | *ND |
| Ethanol | 100 - 1000 | *ND |
| Ethyl Acetate | 100 - 1000 | *ND |
| Heptane | 100 - 1000 | *ND |
| Hexanes | 6 - 120 | *ND |
| Isopropyl Alcohol | 100 - 1000 | *ND |
| Methanol | 100 - 1000 | *ND |
| Pentanes | 100 - 1000 | 273 |
| Propane | 100 - 1000 | *ND |
| Toluene | 18 - 360 | *ND |
| Xylenes | 43 - 860 | *ND |

REMARKS

*ND = Below Reportable Range

Passed visual inspection for particulates, mold, mildew, and other foreign substances.

FINAL AUTHORIZATION

| | | |
|--|---|---|
|  |  |  |
| Brian McCoy 04/14/2021 02:20 PM | Logan Cline 04/14/2021 02:37 PM | Madi Smith 04/14/2021 03:12 PM |
| ANALYZED BY/DATE | AUTHORIZED BY/DATE | RELEASED BY/DATE |

Laboratory results are based on the sample submitted to Extract Labs, INC, in the condition it was received. Extract Labs, INC warrants that all analyses performed were done in a professional manner in accordance with all relevant standard laboratory practices and good manufacturing practices. Extract Labs, INC is currently in the process of obtaining ISO 17025 accreditation but has not yet been obtained. All data was generated using certified reference materials and NIST traceable reference standards. Report can only be reproduced with the written consent of Extract Labs, INC.



Product Specification

CBD Isolate

Product Information

| | |
|----------------------|--|
| Product | CBD Isolate |
| Botanical name | <i>Cannabis sativa</i> L. |
| Plant Part | Flower |
| Country of Origin | USA |
| Extraction Process | CO2 Extraction, Winterization, Distillation, Isolation |
| Ingredient Statement | CO2-Extracted CBD Isolate |

Organoleptic Description

| | |
|------------|------------------|
| Appearance | White dry powder |
| Aroma | Typical |
| Taste | Characteristic |

Physical Characteristics

| | |
|-------------------------------------|----------|
| Cannabidiol Content (CBD): | 98-99.9% |
| Tetrahydrocannabinol Content (THC): | 0.0% |

Shelf Life

Shelf life in original glass jar for up to 1 year.

Packaging

Glass jar, size dependent on individual order.

Recommended Storage Conditions

Store at ambient conditions in airtight container.

Kosher Certification

CBD Isolate is certified Kosher by the Orthodox Union, UKD-ID: OUV3-5B89433.

GMP Certification

This product was produced in a cGMP Compliant Facility, audited through Eurofins, Certificate #4949.

I declare that the information given is believed to be correct as of date specified below.

Name: Alyssa Rosenblum

Title: Quality Manager

Date: January 7th, 2020

KF

| | | | |
|------------------|--------|-------------------|-----------------------|
| Batch ID: | N/A | Test ID: | T000107185 |
| Type: | Plant | Submitted: | 10/30/2020 @ 12:08 PM |
| Test: | Metals | Started: | 11/4/2020 |
| Method: | TM19 | Reported: | 11/4/2020 |

HEAVY METALS

| Analyte | Dynamic Range (ppm) | Result (ppm) |
|---------|---------------------|--------------|
| Arsenic | 0.036 - 3.56 | ND |
| Cadmium | 0.035 - 3.49 | ND |
| Mercury | 0.036 - 3.56 | ND |
| Lead | 0.034 - 3.40 | ND |

* ND = None Detected (Defined by Dynamic Range of the method)

FINAL APPROVAL

Daniel Weidensaul
4-Nov-2020
5:58 PMGreg Zimpfer
4-Nov-2020
8:00 PM

PREPARED BY / DATE

APPROVED BY / DATE

Testing results are based solely upon the sample submitted to Botanacor Laboratories, LLC, in the condition it was received. Botanacor Laboratories, LLC warrants that all analytical work is conducted professionally in accordance with all applicable standard laboratory practices using validated methods. Data was generated using an unbroken chain of comparison to NIST traceable Reference Standards and Certified Reference Materials. This report may not be reproduced, except in full, without the written approval of Botanacor Laboratories, LLC.

KF


| | | | |
|------------------|------------|-------------------|-----------------------|
| Batch ID: | | Test ID: | T000107184 |
| Type: | Plant | Submitted: | 10/30/2020 @ 12:08 PM |
| Test: | Pesticides | Started: | 11/3/2020 |
| Method: | | Reported: | 11/4/2020 |


PESTICIDE RESIDUE

| Compound | Dynamic Range (ppb) | Result (ppb) | Compound | Dynamic Range (ppb) | Result (ppb) |
|---------------------|---------------------|--------------|-----------------|---------------------|--------------|
| Acephate | 38 - 2235 | ND* | Malathion | 272 - 2235 | ND* |
| Acetamiprid | 37 - 2235 | ND* | Metalaxyl | 261 - 2235 | ND* |
| Abamectin | >250 | ND* | Methiocarb | 38 - 2235 | ND* |
| Azoxystrobin | 41 - 2235 | ND* | Methomyl | 37 - 2235 | ND* |
| Bifenazate | 271 - 2235 | ND* | MGK 264 1 | 143 - 2235 | ND* |
| Boscalid | 265 - 2235 | ND* | MGK 264 2 | 109 - 2235 | ND* |
| Carbaryl | 38 - 2235 | ND* | Myclobutanil | 39 - 2235 | ND* |
| Carbofuran | 38 - 2235 | ND* | Naled | 256 - 2235 | ND* |
| Chlorantraniliprole | 247 - 2235 | ND* | Oxamyl | 35 - 2235 | ND* |
| Chlorpyrifos | 273 - 2235 | ND* | Paclobutrazol | 39 - 2235 | ND* |
| Clofentezine | 259 - 2235 | ND* | Permethrin | 282 - 2235 | ND* |
| Diazinon | 272 - 2235 | ND* | Phosmet | 266 - 2235 | ND* |
| Dichlorvos | >242 | ND* | Prophos | 249 - 2235 | ND* |
| Dimethoate | 37 - 2235 | ND* | Propoxur | 38 - 2235 | ND* |
| E-Fenpyroximate | 291 - 2235 | ND* | Pyridaben | 39 - 2235 | ND* |
| Etofenprox | 43 - 2235 | ND* | Spinosad A | 38 - 2235 | ND* |
| Etoxazole | 42 - 2235 | ND* | Spinosad D | 11 - 2235 | ND* |
| Fenoxycarb | >253 | ND* | Spiromesifen | >30 | ND* |
| Fipronil | 315 - 2235 | ND* | Spirotetramat | >256 | ND* |
| Flonicamid | 40 - 2235 | ND* | Spiroxamine 1 | 15 - 2235 | ND* |
| Fludioxonil | >299 | ND* | Spiroxamine 2 | 21 - 2235 | ND* |
| Hexythiazox | 297 - 2235 | ND* | Tebuconazole | 274 - 2235 | ND* |
| Imazalil | 55 - 2235 | ND* | Thiacloprid | 37 - 2235 | ND* |
| Imidacloprid | 39 - 2235 | ND* | Thiamethoxam | 36 - 2235 | ND* |
| Kresoxim-methyl | 246 - 2235 | ND* | Trifloxystrobin | 38 - 2235 | ND* |

* ND = None Detected (Defined by Dynamic Range of the method)

N/A

FINAL APPROVAL

 Tyler Wiese
 4-Nov-2020
 5:59 PM


 Greg Zimpfer
 4-Nov-2020
 8:39 PM

PREPARED BY / DATE

APPROVED BY / DATE

Testing results are based solely upon the sample submitted to Botanacor Laboratories, LLC, in the condition it was received. Botanacor Laboratories, LLC warrants that all analytical work is conducted professionally in accordance with all applicable standard laboratory practices using validated methods. Data was generated using an unbroken chain of comparison to NIST traceable Reference Standards and Certified Reference Materials. This report may not be reproduced, except in full, without the written approval of Botanacor Laboratories, LLC.